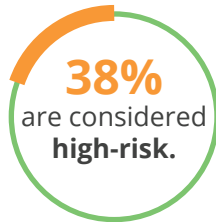


Among VISTE's 4,030 clients



What makes a senior high-risk?

Advanced Age: 79+ **Limited Income:** \$25,520/year or less



DID YOU KNOW?

Average age of entry into a nursing home in the USA[†]:

79 years old

[†]Morningstar

Average cost of nursing home facility in Lakeland area for a semi-private room[‡]:

\$103,660/year

[‡]Genworth Cost of Care Survey (2020)

Average cost of VISTE's services per client*:

\$332/year

*total operating budget divided by # of clients

CLIENT SERVICES

Please Note: COVID-19 negatively impacted 2020 numbers.



15,228 Transportation Trips for 520 Clients



36,658 Hot Meals Delivered to 552 Clients



11,543 Boxes of Supplemental Groceries Provided to 1,200 Households



1,341 Hours of Light Housekeeping Received by 149 Clients



941 Hours of Bathing Service Provided for 22 Clients



780 Hours of Respite Care Received by 9 Clients



24/7 Emergency Monitoring Services Provided for 33 Clients



10 Ramps & 4 Stairs / Handrails Constructed for 14 Clients (Jan. - Mar.)



13,000 Reassurance Calls Made to 4,030 Clients



800 Personal Care Boxes Delivered



62 Birthday Cakes Delivered (Jan. - Mar.)



1,800 Thanksgiving Meals Delivered

GROWING TRENDS AMONG THE ELDERLY

The most rapidly growing age group are those **age 85 and older**. Seniors are living longer, and the surge of "Baby Boomers" has just begun to arrive in that group.

Not only are the elderly living longer, but **more than 90% want to age at home**. VISTE allows older adults to do that by providing essential services through the help of volunteers.

CLIENT DEMOGRAPHICS

CLIENT ETHNICITY

White
68%
Black
18%
Hispanic
6%
Other / Unknown
8%



INCOME LEVELS*

Low & Very Low
75%
Moderate or Above
15%
Unknown
10%









*Based on 2020 HUD guidelines for Lakeland/Winter Haven MSA

GEOGRAPHIC DISTRIBUTION

Lakeland
84%
Bartow
8%
Mulberry
5%
Ft. Meade
3%



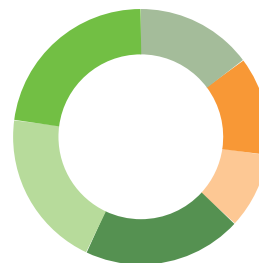
Major Program Costs

	Transportation	\$346,065
	Hot Meals	\$198,027
	In-Home Care <small>(Bathing, Respite Care, 24/7 Monitoring, & Housekeeping)</small>	\$72,609
	Supplemental Groceries <small>(Not including \$354,726 of in-kind food)</small>	\$63,817
	Ramps	\$2,847
	Program Support & Staff	\$247,210

We pride ourselves in being good stewards of our donations. For every dollar that is donated, 78 cents goes directly to programs.

FUNDING SOURCES

Individual donors
23%
VISTEBall
20%
Govt grants
20%



Corporate & Foundation Grants
15%
United Way
12%
Other
10%

The majority of VISTE services are volunteer-driven. **Over 1,000 community volunteers** help combat social isolation by providing clients with a smile with each service delivery.



VISTE aims to keep pace with the rising demand for services with **community support**.

By working together, we help our local seniors age at home with **hope, dignity, and the respect they deserve**.

